



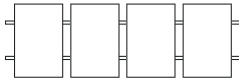
KDS-G

SCHINDELFLIESE / SHINGLE TILE

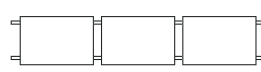



Modulanordnung / Modules layout


Vertikal
Vertical





Horizontal
Horizontal



 **Installation / Installation**
Zur Dacheindeckung
For roof sheathing

 **Für jedes Modul**
For any PV module
Ja / Yes

 **Griffe Regulierung**
Handle adjustment
Nein / No

 **Garantie**
Guarantee
10 Jahre / 10 years

Material / Material

Aluminium / Aluminium
Edelstahl / Stainless Steel

Systems Neigungswinkel
Angle of the system

Abhängig von der Dachneigung
Depending on the roof slope

Platz zwischen den Griffen
Spacing between handles

60 - 100 cm

Erfüllte Standards / Standards

PB-TUV-78:2012, PN-EN 1991-1-3:2005
PN-EN 1991-1-4:2008

Optionen / Option

Schwarze Schienen / Black rails Schwarze Anschlüsse / Black connectors
Schwarze Klemmen / Black clamps Schienenendkappen / End caps

